

Figure 1: A conceptual illustration of a progressive transition in the height and scale of tall buildings from the centre of a growth area down to a lower-scale area.

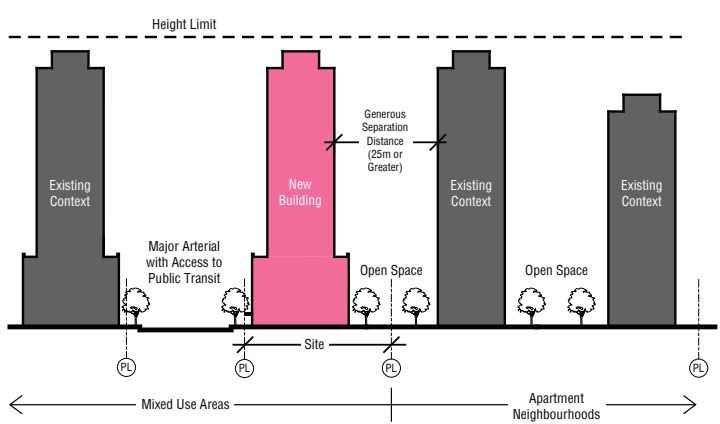


Figure 2: A conceptual illustration of a new tall building fitting within an existing context of other tall buildings of consistent height.

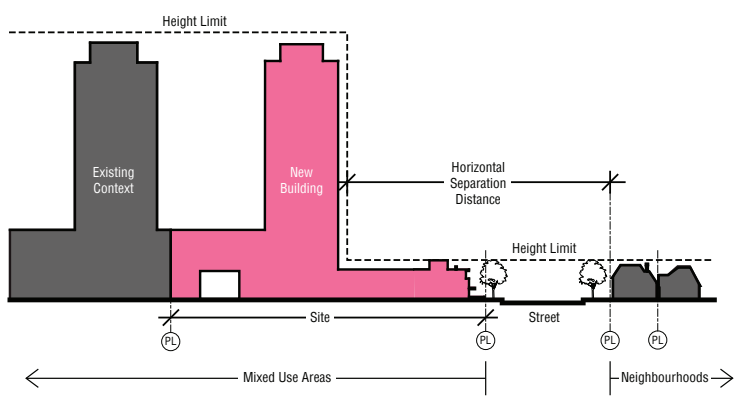


Figure 3: A conceptual illustration of horizontal separation distance and a change in base building height and form to support tall building transition down to a lower-scale area.

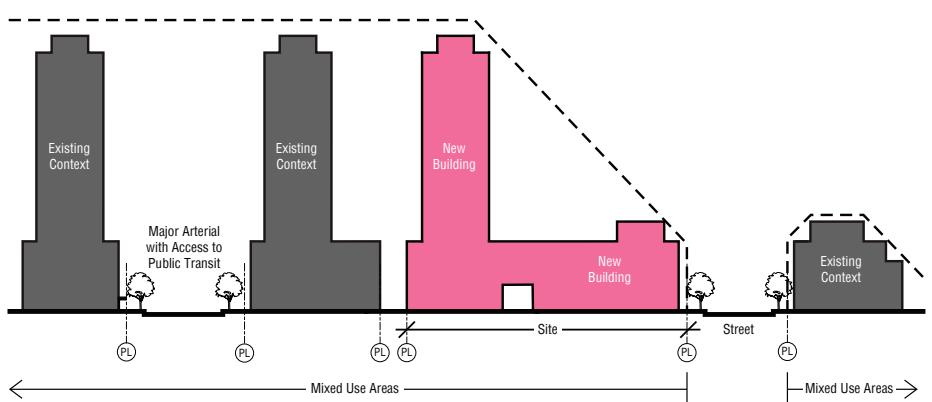


Figure 4: A conceptual illustration of an angular plane and direct relationship in base building height and form to support tall building transition down to a lower-scale area.